


# GSTN - GSP DEMO

---

PROLOGIC WEB SOLUTIONS





# REQUIREMENT 1

Invoice upload by taxpayers and GSTR 1, auto-population of GSTR 1, reconciliation with sales register data, uploading of only delta data in GSTR 1 for e-invoice enabled users.

# USE CASE

There are 7 B2B e-invoices already present in the software and reflected in the GSTR 1 summary within the software. These invoices are also visible on the GSTN portal, as they are e-invoices. Additionally, the GST user is integrated with the software through API connectivity.


Action	Result
<b>Bulk upload of 11 B2C invoices</b>	11 B2C invoices successfully uploaded
<b>Auto-population of GSTR 1</b>	GSTR 1 auto-populates delta data: 11 B2C invoices (B2CS & B2CL) for 3 states.
<b>Delta data breakdown</b>	11 B2C Invoices (B2CS & B2CL) for 3 states which is delta data (Document Issued, HSN Summary) should get populated in GSTR 1.
<b>Reconciliation with sales register (initial)</b>	Discrepancy identified: Delta data does not match between sales data and GSTR 1.
<b>Uploading delta data in GSTR 1</b>	Delta data successfully pushed to GSTN.
<b>Reconciliation with sales register (final) Data reconciled</b>	GSTR 1 matches sales register for both B2B and B2C invoices.

# STEP 1

We have a total of 18 invoices:

- 11 B2C invoices: Yet to be uploaded.
- 7 B2B invoices: Already uploaded to the GSTN portal.


**Verify Existing Data on GSTN**



# STEP 2

Upload B2C Invoices


- 11 B2C invoices uploaded via CSV



# STEP 3

## GSTR-1 vs Sales Register

- Compare the invoices in sales register with the GSTN portal.
- Display the B2B invoices.
- Highlight the missing invoices (B2C) that need to be pushed to GSTN



# STEP 4

Push Pending Invoices to GSTN

- Software will push the delta data (pending invoices) into the GSTN portal




# STEP 5

- GSTR-1 vs Sales Register ( Re-Run)



# STEP 6

- Generate GSTR-1 Summary only





# REQUIREMENT 2

E-Invoice JSON preparation, upload, receipt of IRN, and error handling.

# USE CASE

Option 1 provides a seamless, end-to-end solution for creating e-invoices directly through the software, including error handling, rectification, and IRN generation without manual intervention.


Action	Result
Preparation	CSV files for 3 invoices (including 2 with errors) prepared and ready for upload.
Initial Upload	1 invoice successfully uploaded but not created, 2 failed.
Error Handling	Errors in 2 invoices identified for correction.
Rectification	Corrected CSV files prepared and ready for re-upload.
Re-upload	All invoices successfully processed after submitting corrected CSV files.
e-Invoice Generation	e-Invoices successfully processed and IRN received. IRN shown on the screen.

# USE CASE

Option 2 allows users to upload JSON files to the GSTN portal manually, offering flexibility for those who prefer direct interaction with the portal. Both options ensure robust error handling, with Option 1 showcasing comprehensive error resolution.

Action	Result
Preparation	CSV files for 2 invoices without errors prepared and ready for upload.
Initial Upload	2 invoices successfully uploaded in the software but not created.
Download JSON from Software	JSON file successfully downloaded.
Upload JSON to GSTN	E-Invoices are generated for 2 invoices, and IRN is received.
Download PDF ( Under a zip file ) from GSTN	Display E-Invoice with QR and IRN.

**Note:** Since our software is capable of handling all GSTN E-invoice errors, we are assuming that the JSON is error-free. Additionally, we have already demonstrated error handling in [Option 1](#). To know more about all types of error handling, please refer to the [supporting document](#).





# REQUIREMENT 3

Extraction or QR code, invoice preparation as per Rule 46(4), pdf preparation, JSON handling, signature validation, QR code printing (of appropriate dimensions).

# USE CASE

The use case involves generating a Rule 46(4)-compliant e-invoice by extracting the QR code from JSON, preparing the invoice with mandatory fields, and creating a formatted PDF. It includes validating the invoice signature for authenticity and printing the QR code per GST guidelines. The process ensures error-free JSON handling and a fully compliant e-invoice ready for submission.

Action	Result
Invoice Preparation and PDF Generation	Invoice prepared compliant with Rule 46(4) of GST Rules, including mandatory fields like GSTIN, taxable value, tax details, and IRN, and a PDF version generated with the QR code embedded, ensuring readability and proper layout.
JSON Handling	JSON data for e-invoice processed and uploaded error-free for seamless e-invoice generation.
QR Code Printing	QR code printed on the invoice with dimensions as per GST guidelines.
Signature Validation	The signature on the e-invoice was successfully validated, ensuring authenticity.
QR Code Extraction	QR code successfully extracted for the e-invoice.



**Note:** To demonstrate this, we will use the previously generated invoice. The validation of the invoice will be performed using online tools and a mobile app in the subsequent steps. Additionally, the dimensions of the QR code after printing will also be displayed.

# SIGNED QR CODE

The QR code will consist of the following e-invoice parameters:

- GSTIN of supplier
- GSTIN of Recipient (if applicable)
- Invoice number as given by Supplier
- Date of generation of invoice
- Invoice value (taxable value and gross tax)
- Number of line items.
- HSN Code of main item (the line item having highest taxable value)
- Unique Invoice Reference Number (hash)


**Reference:** To demonstrate this, we will use the previously generated invoice. The validation of the invoice will be performed using online tools and a mobile app in the subsequent steps. Additionally, the dimensions of the QR code after printing will also be displayed.

[https://einvoice1.gst.gov.in/Documents/IRN\\_QR\\_FAQS.pdf](https://einvoice1.gst.gov.in/Documents/IRN_QR_FAQS.pdf)



## Tax Invoice

	<b>Prologic Web Solutions Private Limited</b> H-183, SECTOR-63, Gautam buddha Nagar Gautam Buddha Nagar - 201301, 09 - Uttar Pradesh INDIA Email: arman.ali@gstsuvidhakendra.org Phone: 8285545948 <b>GSTIN / UIN:</b> 09AAGCP7559N1Z1	
	<b>Invoice Type:</b> B2B   <b>Invoice Number:</b> INV/24-25/208   <b>Invoice Date:</b> 15-11-2024   <b>POS:</b> 27-Maharashtra   <b>RCM:</b> No	
	IRN : 89deec881ba4db344e51a651b5212abc0c5ffa538e38c00e44c5fd43a35fb6c1 Acknowledge No : 142416081713772   Acknowledge Date : 16-11-2024	



Bill To :	Ship To :
Hukam singh H 183,SECTOR-63, Gautambuddha Nagar - 400001, 27-Maharashtra Phone: 9876543210 GSTIN / UIN : 27AGLPL6685K2ZK PAN : AGLPL6685K State : 27-Maharashtra	Hukam singh H 183,SECTOR-63, Gautambuddha Nagar - 400001, 27-Maharashtra Phone: 9876543210 GSTIN / UIN : 27AGLPL6685K2ZK PAN : AGLPL6685K State : 27-Maharashtra

# VERIFY QR BY WEB APPLICATION

Item	HSN	Qty	Unit	Rate	Taxable Amount	IGST		CESS		Total
						Rate	Amount	Rate	Amount	
Product1	520100	1.00	OTH	100.00	₹ 100.00	18.00	₹ 18.00	0.00	₹ 0.00	₹ 118.00

<b>Status: Due</b> <b>Bank Details :</b> AXIS BANK - Prologic Web Solutions Pvt Ltd <b>Account Number :</b> 1500878366 <b>IFSC Code :</b> UTIB0000723	<b>Summary:</b>		
	Taxable Amount	₹ 100.00	
	Total IGST	₹ 18.00	
	Total CESS	₹ 0.00	
	Extra Charges	₹ 0.00	
<b>Terms &amp; Conditions</b> Paisa bhejo: Jaldi se jaldi paisa bhejo.		Total Amount	₹ 118.00
Total Amount in words		<b>One Hundred Eighteen Rupees Only.</b>	

HSN/SAC	Taxable Value	Tax		Total Amount
		Rate	Amount	
520100	100	18.00%	18.00	118.00
Total	₹ 100.00		₹ 18.00	₹ 118.00

Tax Amount (in words): **Eighteen Rupees Only.**

## Tax Invoice

	<p style="text-align: center;"><b>Prologic Web Solutions Private Limited</b>                  H-183, SECTOR-63, Gautam buddha Nagar Gautam Buddha Nagar - 201301, 09 -                  Uttar Pradesh INDIA  <b>Email:</b> arman.ali@gstsuvidhakendra.org  <b>Phone:</b> 8285545948 <b>GSTIN / UIN:</b> 09AAGCP7559N1Z1</p>	
<p><b>Invoice Type:</b> B2B   <b>Invoice Number:</b> INV/24-25/208   <b>Invoice Date:</b> 15-11-2024   <b>POS:</b> 27-Maharashtra   <b>RCM:</b> No</p>		
<p>IRN : 89deec881ba4db344e51a651b5212abc0c5ffa538e38c00e44c5fd43a35fb6c1</p>		
<p>Acknowledge No : 142416081713772   Acknowledge Date : 16-11-2024</p>		



Bill To :	Ship To :
Hukam singh H 183,SECTOR-63, Gautambuddha Nagar - 400001, 27-Maharashtra <b>Phone:</b> 9876543210 <b>GSTIN / UIN :</b> 27AGLPL6685K2ZK <b>PAN :</b> AGLPL6685K <b>State :</b> 27-Maharashtra	Hukam singh H 183,SECTOR-63, Gautambuddha Nagar - 400001, 27-Maharashtra <b>Phone:</b> 9876543210 <b>GSTIN / UIN :</b> 27AGLPL6685K2ZK <b>PAN :</b> AGLPL6685K <b>State :</b> 27-Maharashtra

Item	HSN	Qty	Unit	Rate	Taxable Amount	IGST		CESS		Total
						Rate	Amount	Rate	Amount	
Product1	520100	1.00	OTH	100.00	₹ 100.00	18.00	₹ 18.00	0.00	₹ 0.00	₹ 118.00

<b>Status: Due</b> <b>Bank Details :</b> AXIS BANK - Prologic Web Solutions Pvt Ltd <b>Account Number :</b> 1500878366 <b>IFSC Code :</b> UTIB0000723	<b>Summary:</b>
	Taxable Amount <span style="float: right;">₹ 100.00</span>
	Total IGST <span style="float: right;">₹ 18.00</span>
	Total CESS <span style="float: right;">₹ 0.00</span>
<b>Terms &amp; Conditions</b> Paisa bhejo: Jaldi se jaldi paisa bhejo.	Extra Charges <span style="float: right;">₹ 0.00</span>
	<b>Total Amount <span style="float: right;">₹ 118.00</span></b>
Total Amount in words	<b>One Hundred Eighteen Rupees Only.</b>


HSN/SAC	Taxable Value	Tax		Total Amount
		Rate	Amount	
520100	100	18.00%	18.00	118.00
<b>Total</b>	<b>₹ 100.00</b>		<b>₹ 18.00</b>	<b>₹ 118.00</b>

Tax Amount (in words): **Eighteen Rupees Only.**

# SIGNATURE VALIDATION

## Tax Invoice

	<b>Prologic Web Solutions Private Limited</b> H-183, SECTOR-63, Gautam buddha Nagar Gautam Buddha Nagar - 201301, 09 - Uttar Pradesh INDIA Email: arman.ali@gstsuvidhakendra.org Phone: 8285545948 <b>GSTIN / UIN:</b> 09AAGCP7559N1Z1	
	<b>Invoice Type:</b> B2B   <b>Invoice Number:</b> INV/24-25/208   <b>Invoice Date:</b> 15-11-2024   <b>POS:</b> 27-Maharashtra   <b>RCM:</b> No	
	IRN : 89deec881ba4db344e51a651b5212abc0c5ffa538e38c00e44c5fd43a35fb6c1 Acknowledge No : 142416081713772   Acknowledge Date : 16-11-2024	



Bill To :	Ship To :
Hukam singh H 183,SECTOR-63, Gautambuddha Nagar - 400001, 27-Maharashtra Phone: 9876543210 GSTIN / UIN : 27AGLPL6685K2ZK PAN : AGLPL6685K State : 27-Maharashtra	Hukam singh H 183,SECTOR-63, Gautambuddha Nagar - 400001, 27-Maharashtra Phone: 9876543210 GSTIN / UIN : 27AGLPL6685K2ZK PAN : AGLPL6685K State : 27-Maharashtra

Item	HSN	Qty	Unit	Rate	Taxable Amount	IGST		CESS		Total
						Rate	Amount	Rate	Amount	
Product1	520100	1.00	OTH	100.00	₹ 100.00	18.00	₹ 18.00	0.00	₹ 0.00	₹ 118.00

<b>Status: Due</b> <b>Bank Details :</b> AXIS BANK - Prologic Web Solutions Pvt Ltd <b>Account Number :</b> 1500878366 <b>IFSC Code :</b> UTIB0000723 <b>Terms &amp; Conditions</b> Paisa bhejo: Jaldi se jaldi paisa bhejo.	<b>Summary:</b>	
	Taxable Amount	₹ 100.00
	Total IGST	₹ 18.00
	Total CESS	₹ 0.00
	Extra Charges	₹ 0.00
	<b>Total Amount</b>	<b>₹ 118.00</b>
Total Amount in words		<b>One Hundred Eighteen Rupees Only.</b>

HSN/SAC	Taxable Value	Tax		Total Amount
		Rate	Amount	
520100	100	18.00%	18.00	118.00
Total	₹ 100.00		₹ 18.00	₹ 118.00

Tax Amount (in words): **Eighteen Rupees Only.**

# VERIFY INVOICE BY MOBILE APPLICATION

Tax Invoice

**Prologic Web Solutions Private Limited**  
 H-183, SECTOR-63, Gautam buddha Nagar Gautam Buddha Nagar - 201301, 09 -  
 Uttar Pradesh INDIA  
 Email: arman.ali@gstsuvidhakendra.org  
 Phone: 8285545948 GSTIN / UIN: 09AAGCP7559N1Z1

Invoice Type: B2B | Invoice Number: INV/24-25/208 | Invoice Date: 15-11-2024 | POS: 27-Maharashtra | RCM: No

IRN : 89deec81ba4db344e51a651b5212abc0c5ffa538a38c00e44c5fd43a35fb6c1

Acknowledge No : 142416081713772 | Acknowledge Date : 16-11-2024

Bill To :	Ship To :
Hukam singh H 183,SECTOR-63, Gautambuddha Nagar - 400001, 27-Maharashtra Phone: 9876543210 GSTIN / UIN : 27AGLPL6685K2ZK PAN : AGLPL6685K State : 27-Maharashtra	Hukam singh H 183,SECTOR-63, Gautambuddha Nagar - 400001, 27-Maharashtra Phone: 9876543210 GSTIN / UIN : 27AGLPL6685K2ZK PAN : AGLPL6685K State : 27-Maharashtra

Item	HSN	Qty	Unit	Rate	Taxable Amount	IGST		CESS		Total
						Rate	Amount	Rate	Amount	
Product1	520100	1.00	OTH	100.00	₹ 100.00	18.00	₹ 18.00	0.00	₹ 0.00	₹ 118.00

Status: Due	Summary:
Bank Details : AXIS BANK - Prologic Web Solutions Pvt Ltd Account Number : 1500878366 IFSC Code : UTIB0000723	Taxable Amount ₹ 100.00
Terms & Conditions Paisa bhejo: Jaldi se jaldi paisa bhejo.	Total IGST ₹ 18.00
	Total CESS ₹ 0.00
	Extra Charges ₹ 0.00
	Total Amount ₹ 118.00
Total Amount in words	One Hundred Eighteen Rupees Only.


HSN/SAC	Taxable Value	Tax		Total Amount
		Rate	Amount	
520100	100	18.00%	18.00	118.00
Total	₹ 100.00		₹ 18.00	₹ 118.00

Tax Amount (in words): Eighteen Rupees Only.

208 1/2



# VERIFY QR SIZE





# REQUIREMENT 4

Reconciliation of downloaded GSTR2A with Purchase Register and preparation and filing of GSTR1 and preparing draft GSTR3B or RET-1.

# USE CASE


The process involves preparing and uploading sales and purchase data, reconciling the Sales Register with GSTR-1, and reconciling the Purchase Register with GSTR-2A/2B to ensure data accuracy. Discrepancies are identified and resolved, followed by the preparation and cross-verification of a draft GSTR-3B for final submission, ensuring compliance and accurate ITC claims.

<b>Prepare Sales Data and GSTR-1</b>	
<b>Action</b>	<b>Result</b>
<b>Prepare and upload sales invoices and credit notes in respective management tabs.</b>	Data is uploaded and visible under the relevant sections (e.g., Manage Invoices & Credit Notes).
<b>Upload specific invoices (e.g., 37 B2B Invoices, 1 B2C Invoice, and 2 Credit Notes).</b>	GSTR-1 is reviewed, validated, and filed accurately, ensuring compliance.
<b>Review and validate all entries including B2B, B2C, Credit Notes, HSN, and document details.</b>	



# USE CASE


<b>Recon Purchase Register with GSTR-2A/2B</b>	
<b>Action</b>	<b>Result</b>
<b>Organize purchase invoices under the "Manage Purchase" tab in the software.</b>	The uploaded purchase data will become visible and ready for reconciliation.
<b>Upload GSTR 2A/2B JSON file into the software.</b>	GSTN 2A/2B JSON file is uploaded into the software successfully.
<b>Identify perfect matched invoices using reconciliation tools.</b>	Matches purchases with supplier invoices; accepted matches proceed to the reconciliation tab.
<b>Identify and address discrepancies (e.g., missing or mismatched invoices).</b>	Reject invoices that are not eligible for ITC, ensuring proper claim management.
<b>In case of mismatch, accept GSTN value or update system value as necessary.</b>	GSTN values are accepted for unmatched cases, ensuring compliance.
<b>Verify all reconciled data before finalization.</b>	Ensures accuracy of entries before moving forward.



Note: For the purpose of this demo, we have utilized GSTR-2A for the reconciliation process. However, our demonstration also includes a detailed explanation and coverage of reconciliation using GSTR-2B, highlighting its advantages such as static data and improved ITC accuracy. This ensures a comprehensive understanding of both reconciliation methods.

# USE CASE

<b>Prepare GSTR-3B Draft</b>	
<b>Action</b>	<b>Result</b>
<b>Review the ITC Tab for a summary of eligible ITC.</b>	Provides a clear view of eligible ITC for claiming in GSTR-3B.
<b>Prepare a draft GSTR-3B covering outward supplies and ITC claims.</b>	A complete and accurate draft of GSTR-3B is prepared for submission.
<b>Cross-verify the draft GSTR-3B with data saved on the GST portal.</b>	Confirms consistency of data between the software and the GST portal before final submission





# REQUIREMENT 5


Multiple GSTIN Ids mapped to a single user account, multiple roles mapped to single GSTIN.

# MULTIPLE GSTN IDS MAPPED TO A SINGLE USER ACCOUNT

An accountant manages multiple GSTN IDs for different clients or A company operates in multiple states and has separate GSTN IDs for each state.

## MULTIPLE ROLES

- Unlimited roles
- Specific access levels
- Security settings
- Invite by Email






# REQUIREMENT 6

DSC integration for signing of returns.

# DSC RETURN FILING

- We have already filed returns using EVC.
- We have integrated DSC with software.
- We can check if return is already filed or not using DSC.
- We are not able to file GST Return using DSC due to limited support.
  
- We are seeking your help in this matter.





# REQUIREMENT 7

UI / UX

# UI FEATURES

## Current Strengths


- Clean Dashboard Layout: Metrics like "Today's Invoice" and "This Month's Sale" are presented prominently, offering quick insights.
- Comprehensive Navigation: The vertical menu with expandable categories (e.g., Sales, Purchase, E-Invoice) is intuitive and well-structured.
- Call-to-Action Buttons: Actions like "Create Invoice" and "Manage Invoices" are clearly visible and easy to locate.
- Progress Indicators for Bulk Actions: Progress bars for bulk import/export tasks provide users with clear feedback during longer operations.
- Search Functionality: Search is integrated into key sections, ensuring users can locate data efficiently.

## Typography and Colors:

- The typography is minimal and clean, making the interface readable.
- The red highlights for key actions and selected menu items create a strong visual hierarchy.

## Whitespace and Spacing:

The design uses ample whitespace to avoid clutter, ensuring that users can focus on actionable elements.



## Mobile-Friendly Design:

The responsive interface adjusts seamlessly to mobile screens, maintaining accessibility and usability.

# UX FEATURES

## Task Efficiency:

- Features like search, real-time updates, and intuitive navigation minimize the steps required to complete tasks like creating invoices or tracking sales.

## Bulk Operations:

- Including a progress bar for bulk import/export operations enhances transparency and reduces user anxiety during longer tasks.

## Customization:


- Options like "Manage Staff," "User Security Settings," and "Role Access Settings" empower users to tailor the app to their needs.

## User Support:

- The help section ensures users can understand advanced features without leaving the platform, improving onboarding and engagement.

## Search Integration:

- Contextual search across different sections ensures users can quickly locate invoices, products, or customers.






# REQUIREMENT 8

Mobile interface

**All Services**

- Create Sales Invoice
- Add Customers
- Add Items
- Add Suppliers
- Create Purchase
- Purchase Order
- Create Credit Note
- Create Debit Note
- Expense/Income
- Account
- Inventory
- Reports
- Training Videos
- Data Export
- Manage
- Tools





# CASE 1: DSC INTEGRATION


GSTR-1 is already filed directly with GSTN but not updated in our system ( For Testing Purpose )



# CASE 2: DSC INTEGRATION

GSTR-3B Filing

# FEATURES



Native Mobile app available on Play Store.

Real-Time Sync with Web Applications.


Device-wise security features.

SHA-256 Encryption.

Search Functionality

Profile Management

Push Notification for Alerts



# FEATURES

## **Create Sales Invoice**

Generate and manage invoices for customer transactions.

## **Add Customers**

Add new customer profiles and manage their details.

## **Add Items**

Add and update product or service information.

## **Add Suppliers**

Maintain a record of suppliers and manage their contact information.

## **Create Purchase**

Record and track purchases made from suppliers.

## **Purchase Order**

Create and send purchase orders to suppliers.

## **Create Credit Note**

Issue credit notes to customers for returns or adjustments.

## **Create Debit Note**

Generate debit notes for additional charges or supplier returns.

## **Expense/Income**

Track and manage expenses and income for financial records.

## **Account**

Access financial account details, balances, and transactions.

## **Inventory**

Monitor stock levels, product availability, and inventory adjustments.

## **Data Export**

Export app data for backup or use in other software.

## **Manage**

Configure settings, permissions, and user roles in the app.

## **Tools**

Access additional tools for app customization and utility.

## **Create E-Way Bill**

Generate E-Way Bills for the transportation of goods as per GST compliance.

## **Create E-Invoice**

Generate E-Invoices as required under the GST system for seamless transactions.

## **Verify E-Invoice and E-Way Bill**

Check the validity and details of E-Invoices and E-Way Bills to ensure compliance.

## **In-App Messaging and Alerts**

Communicate with team members and receive important updates and notifications in real time.






# REQUIREMENT 9

Alert generation to taxpayers.

# USE CASE

Action	Result
<b>Setup Alerts for Compliance</b>	<ul style="list-style-type: none"><li>• Integrate with the GSTN system to trigger alerts</li><li>• Implement reminders for payment of taxes, mismatch in filings, or non-compliance notifications.</li></ul>
<b>Modes of Alert Delivery</b>	<ul style="list-style-type: none"><li>• Multiple channels such as SMS, Email, and in-app notifications for delivering alerts.</li></ul>
<b>Content and Customization</b>	<ul style="list-style-type: none"><li>• Alert templates with clear subject lines and concise messages tailored to the user's compliance needs.</li></ul>
<b>Alert Management System</b>	<ul style="list-style-type: none"><li>• A user-friendly dashboard for taxpayers to manage their alerts (enable/disable certain types of alerts)</li></ul>
<b>Mobile and Web Integration</b>	<ul style="list-style-type: none"><li>• Alert delivery on mobile apps and web portals</li></ul>



# SOME ALERTS

- Upcoming Filing Deadline Reminder
- Filing Deadline Missed
- Successful Return Submission
- Return Submission Failed
- Payment Due Tomorrow
- Payment Due Today
- Overdue Payment Alert
- Successful Payment Confirmation
- E-Way Bill Expiry Alert
- E-Way Bill Generated Successfully

- IRN (Invoice Reference Number) Generation Success
- IRN Generation Failure
- Annual Return Filing Reminder
- GSTIN Cancellation Notification
- Taxpayer Profile Update Reminder
- Account Activity Alert (Suspicious Activity Detected)
- Quarterly Return Reminder for Composition Scheme
- Switch from Monthly to QRMP Scheme Reminder
- Switch from QRMP to Monthly Scheme Reminder






# REQUIREMENT 10

Security design of GSP Application

# FEATURES

- ISO/IEC 27001:2022 Certification
- VAPT Testing Certification
- Authentication and Access Control
- IP Security
- Email Security
- Mobile Security
- User Activity Logging and Audit Trails
- Data Encryption
- Secure Coding Practices
- Secure API Design
- Security Monitoring and Incident Response
- Backup and Disaster Recovery





# REQUIREMENT 11

Technical Capability of GSP (Handling Large Load, Experience in handling large applications, Managing Sizable Application Infrastructure, Experience in developing complex application etc.)

# HANDLING LARGE LOAD

## **Scalable Infrastructure:**

Prologic's cloud-based infrastructure is designed to scale dynamically and can handle millions of API requests and concurrent transactions daily.

## **Node Balancing and High Availability:**

The system employs node balancing to distribute workloads efficiently across multiple nodes, ensuring high availability and minimizing downtime, even during peak usage (e.g., filing deadlines).

## **Stress-Tested Systems:**

Regular load testing ensures optimal performance under heavy loads, such as mass E-Invoice generation and validation during peak GST filing seasons.


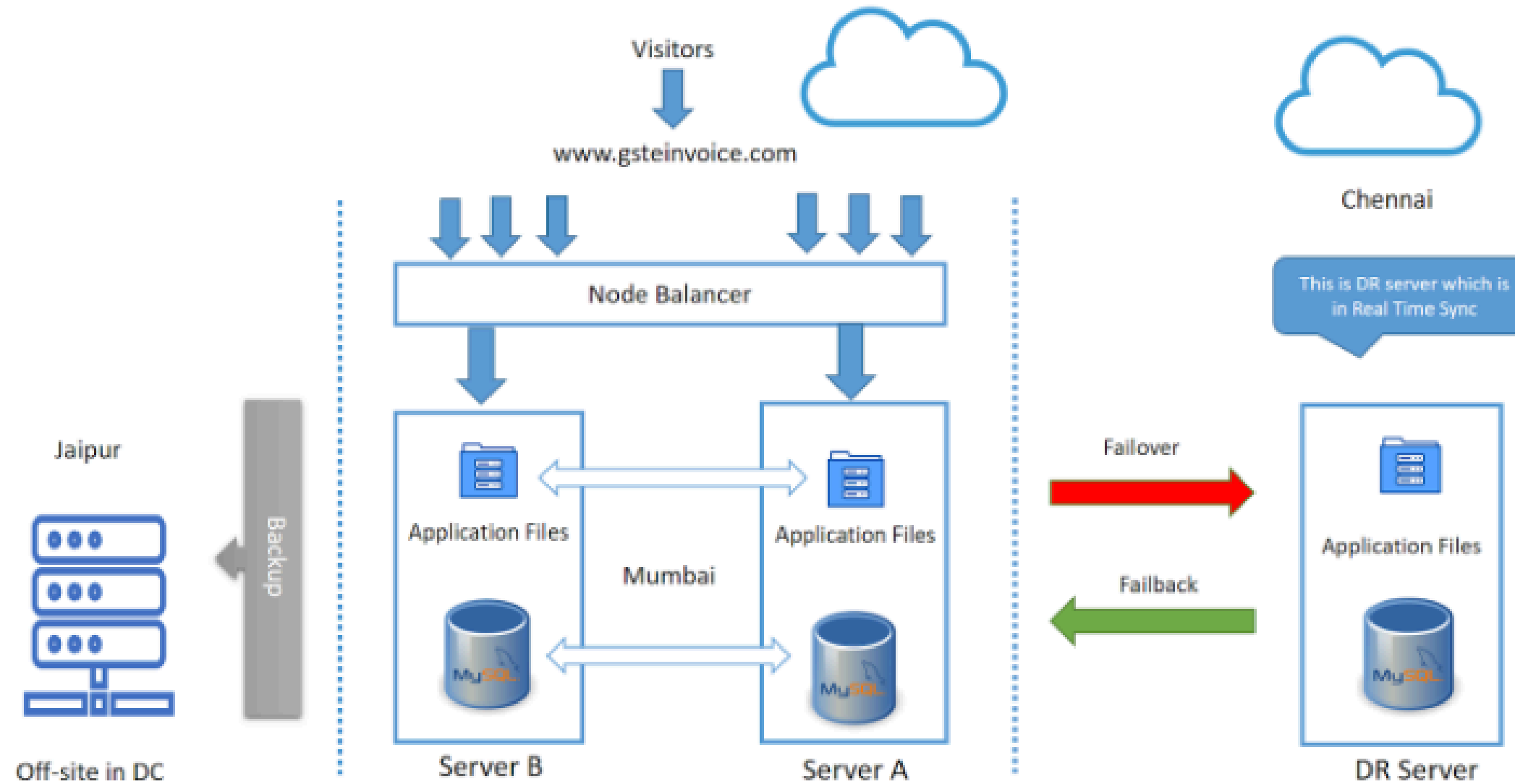
## **Bulk Invoice Upload:**

Prologic's platform supports processing and validating thousands of invoices in bulk, ensuring high-speed performance and compliance with GST requirements.



# HANDLING LARGE LOAD

## Network Diagram




# EXPERIENCE IN HANDLING LARGE APPLICATIONS

**Enterprise Solutions:** Successfully managed large-scale applications, including:

- **BBPS (Bharat Bill Payment System):** Seamless handling of high-volume bill payment transactions with secure APIs.
- **AEPS (Aadhaar Enabled Payment System):** Managed complex biometric authentication workflows for financial services.
- **DMT (Domestic Money Transfer):** Handled high transaction volumes with real-time processing and regulatory compliance.
- **VPA (ICICI Virtual Private Accounts):** Enabled large-scale virtual account management and reconciliation.

## **Travel Industry API Management:**

Expertise in managing hotel, flight, and bus booking APIs, ensuring real-time availability, payment integration, and seamless user experiences.




# EXPERIENCE IN HANDLING LARGE APPLICATIONS

## AEPS

With NPCI-enabled partner PaySprint, Prologic has done complete AEPS API integration with the following API endpoints:

1. Merchant Onboard
2. Merchant Onboard Status Check
3. AEPS Two-Factor Authentication
4. Txn Merchant Authenticity
5. Bank list
6. Balance Enquiry
7. Mini statement
8. Withdraw with Authencity
9. Withdrawal transaction status

month	success_amount	failure_amount	success_count	failure_count
2023-04	49019666	43736629	42445	40305
2023-05	56028317	44303891	46801	39539
2023-06	57928138	47606034	50838	46301
2023-07	48896356	41505980	42221	34500
2023-08	45440477	48917052	38443	42863
2023-09	47886245	39289451	40058	35030
2023-10	57361418	50309594	48510	44350
2023-11	37461190	33053374	31617	28471
2023-12	47161482	42718673	38252	35847
2024-01	47039187	38017336	39223	31880
2024-02	46506733	38446809	39496	33423
2024-03	45744410	41147267	36068	35178



# EXPERIENCE IN HANDLING LARGE APPLICATIONS

## DMT

### Customer Registration

- Customer Search
- Customer Registration
  - a. Non-KYC Registration
  - b. E-KYC Registration
  - c. Manual KYC Registration
- KYC Verification
  - d. Non-KYC
  - e. E-KYC
  - f. Manual KYC


### Beneficiary Management

- Add Beneficiary
- List Beneficiaries
- Delete Beneficiary

### Fund Transfer

- Initiate Transfer
- Transaction Status

Month	Success_Amount	Failure Amount	Success_Count	Failure_Count
2023-04	31975177	5717039	10035	1795
2023-05	24847906	2524753	7692	777
2023-06	29755401	2678326	9260	840
2023-07	29696376	3578632	9287	1098
2023-08	23827522	2837831	7580	850
2023-09	23234992	2040898	7828	738
2023-10	25589536	2870052	8517	944
2023-11	28581826	2562888	9375	813
2023-12	18103733	2529890	6182	845
2024-01	24907544	2747294	8275	905
2024-02	25628757	2434905	8371	850
2024-03	22530616	2446595	7401	895



# EXPERIENCE IN HANDLING LARGE APPLICATIONS

## BBPS

The Bharat Bill Payment System (BBPS) is a Reserve Bank of India (RBI) initiative to offer an integrated and interoperable bill payment service to customers. It simplifies the payment process, allowing customers to pay their bills through multiple payment channels such as online platforms, mobile apps, and physical outlets.

**22,097**

Billers

**12**

Payment modes

**239.31 Mn**

Transaction volume

**₹1,04,694 Cr**

Transaction value


month	success_amount	failure_amount	success_count	failure_count
2023-04	7728814.85	820241.62	22027	2412
2023-05	5675566.77	298438.23	17038	1532
2023-06	7288172.28	741553	21162	1893
2023-07	8084576.46	442283.99	21785	1671
2023-08	8108664.42	608792.32	22572	2912
2023-09	8629846.58	620574.5	23102	2710
2023-10	8573358.38	607582.07	23291	2699
2023-11	8069127.29	568269.29	23964	2641
2023-12	6334787.67	1244408.94	19876	5297
2024-01	6836838.54	1176026.7	21974	4742
2024-02	6696058.33	817073.34	21042	4292
2024-03	6391821.12	649263.1	21101	2950





---

# OUR CLIENTS



Delhi Metro




Institute of Company  
secretary



National Council for  
Hotel Management





# CONTACT US



0120-6860710 /20



[www.prologicwebsolutions.com](http://www.prologicwebsolutions.com)



[admin@prologicwebsolutions.com](mailto:admin@prologicwebsolutions.com)



H-183, Sector 63, Noida, UP - 201301





# THANK YOU

